



DELAWARE ELECTRIC CO-OP

"We Keep the Lights On"

In accordance with the Delaware Electric Cooperative (DEC) Tariff, Leaf No. 24, Section 10.7, members shall be responsible for the installation of all necessary secondary conduits on properties that they would like electrical service.

Once we receive a New Service-Construction application, it will be assigned to a Field Engineer to stake/design the job. After their design is complete, we will email a PDF of the design to the email provided on the load sheet. If you do not have access to email, please call our New Service Department 302-349-9090 Ext. 258 to arrange pick up from our office. Once you have a copy of the PDF, and the trench path for your conduit is clearly marked with DEC flags, you may proceed with your conduit installation. The conduit installation shall be in accordance with the following specifications.

The member shall:

1. Provide all member-installed conduit including all the necessary fittings, elbows, and sweeps per DEC guidelines.
2. Bear the full responsibility for repairing or replacing damaged or improperly installed conduit prior to DEC installing the cable in the conduit. The member warrants that the conduit shall maintain all of DEC specifications for a minimum of one (1) year. If the conduit is removed from DEC specifications, for any reason, within that one (1) year, the member will be fully responsible for remediation to returning the conduit to DEC specification.
3. Obtain DEC approval of the meter and source riser locations prior to beginning installation. DEC will mark the trench path, typically with DEC flags, prior to conduit installation.
4. Install appropriately sized electrical grade schedule 40 PVC conduit for the buried portion of the conduit installation. See Figure 1 and Figure 2 for more detail.
5. Install appropriately sized electrical grade schedule 40 PVC for the above ground riser at the meter socket end of the conduit run. See Figure 1 and Figure 2 for more detail.
6. Ensure that all changes in direction, either horizontal or vertical, use 36-inch radius sweeps. Standard PVC elbows are not permissible. Changes in direction are limited to a maximum of three 90-degree sweeps including the meter and source risers. See Figure 1 and Figure 2 for more detail.
7. Bury the conduit a minimum of 36 inches below final grade to the top of the conduit using the elevation at DEC equipment and at the meter riser as the final grade points. Depth of burial between these points must remain at or below the 36-inch minimum depth without vertical changes. Final grade must be established before DEC installs the conductor. See Figure 3 for more detail.
8. Install a 1,250lb pull-string (mule tape) in all continuous conduit runs and plug the ends of all conduits to keep them clean.
9. Ensure that all conduit runs are continuous from end to end using only approved couplings and glue. Any conduit installed under driveways, sidewalks or other obstructions maintains the



DELAWARE ELECTRIC CO-OP

"We Keep the Lights On"

minimum burial depth as stated above. Failure to install conduits under driveways, sidewalks, or

other obstructions prior to cable installation will result in DEC either not installing the cable until the conduit is installed correctly or until DEC agrees to use a directional bore to cross the impeding area, which will be at the member's expense. If DEC directionally bores the impeding area, the member is fully responsible for connecting the directional bore conduit to the PVC conduit.

10. Conduit installation will only be approved once the member submits email proof of the following:

- A photo of the trench at each sweep/elbow location.
- A photo of the pipe being capped or plugged as well as showing 1,250 lb. (or greater) pull string installed in the conduit.
- A photo of the pipe being shown at the minimum depth of 36 inches using a measuring device from the bottom of trench to the 36-inch mark next to a final gradestake.

All email submissions must be sent to conduit@delaware.coop. The Control/Work Order Number must be in the subject bar of the email and all photos that are being submitted must be attached in the body of the email.

The above mandate will only pertain to conduit installers that are not on the approved contractor list. Any conduit installation by an approved contractor will not need to be approved by an authorized DEC Representative.

Taking into consideration that existing underground facilities may exist, and I agree to abide by State of Delaware Underground Facility Damage Prevention and Safety Act, Title 26 (Chapter 8), which includes but is not limited to the locating and marking of underground facilities. I further understand that I am liable for damage incurred as a result of any excavation activities and I agree to indemnify and hold harmless Delaware Electric Cooperative, Inc., its contractors, subcontractors, officers, agents, or employees against all loss and damage of any kind or nature whatsoever, including, without limitation, damage to person or property, and all costs of defending any actions brought against the Cooperative, arising from an incident to any work or construction in the vicinity of its electrical facilities or in or about the easement within which the utility facilities are located.

The member signature below acknowledges all these requirements and agrees to adhere to them.

Customer or Authorized Agent Signature: _____

Printed Name: _____

Tax Map ID: _____

Control/Work Order Number: _____

Date: _____



DELAWARE ELECTRIC CO-OP

"We Keep the Lights On"

14198 Sussex Highway
Greenwood, Delaware 19950
302-349-9090

www.delaware.coop

Approved Contractor List

Utility Lines Construction Services

Jimmy Reed

Email: jreed2@asplundh.com

Phone: (302) 337-9980

Tuckahoe Underground

Brandon Orrell

Email: tuckahoeunderground@gmail.com

Phone: (410) 479-4900

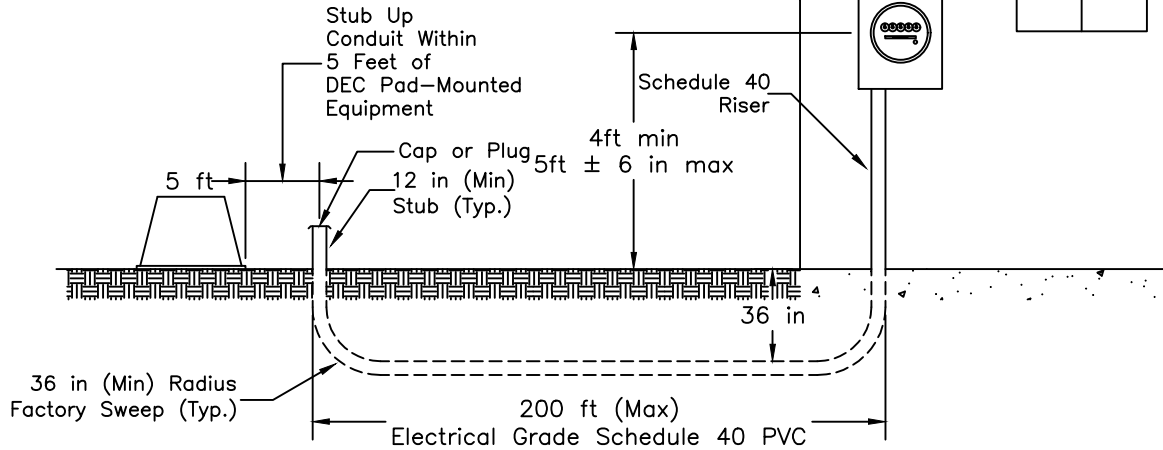
Bayline Construction

Caroline Panzer

Email: work@baylineco.com

Phone: (302) 515-1064

Single-Phase 120/240 Volt Series Allowable Conduit Sizes	
Main Size (Amps)	Conduit Diameter (Inches)
200	2
320	3



NOTES:

1. THE MEMBER BEARS FULL RESPONSIBILITY FOR REPAIRING OR REPLACING DAMAGED OR IMPROPERLY INSTALLED CONDUIT PRIOR TO DEC INSTALLING THE CABLES IN THE CONDUIT.
2. SCHEDULE 40 ELECTRICAL GRADE PVC CONDUIT WITH 36 INCH, 90 DEGREE OR 45 DEGREE, SWEEPS MUST BE USED.
3. THERE MUST BE NO LESS THAN 12 INCHES OF EARTH SEPARATION BETWEEN THE ELECTRICAL CONDUIT AND OTHER UTILITIES IN A JOINT TRENCH.
4. THE SITE MUST BE WITHIN 6 INCHES OF FINAL GRADE OR GRADING STAKES MUST BE USED TO DETERMINE THE TRENCH DEPTH.
5. A 200 POUND PULL-STRING MUST BE INSTALLED IN ALL CONDUITS USING A MANDREL TO ASSURE THE CLEANLINESS OF THE CONDUIT.
6. THE END OF ALL CONDUITS MUST BE CAPPED OR PLUGGED TO KEEP THEM CLEAN.
7. THE MAXIMUM NUMBER OF SWEEPS, INCLUDING THE METER RISER SWEEP, SHALL BE THREE.
8. THE METER RISER SHALL BE SCHEDULE 40 PVC AND MUST INCLUDE AN EXPANSION JOINT.
9. THE MEMBER ACCEPTS LIABILITY FOR DAMAGE RESULTING FROM EXCAVATION ACTIVITIES AND HOLDS DEC HARMLESS FOR ANY DAMAGE RESULTING FROM THESE ACTIVITIES.
10. ADEQUATE GROUNDING OF FACILITIES MUST BE PROVIDED IN ACCORDANCE WITH THE N.E.C. AND N.E.S.C.
11. DEC REQUIRES A VISIBLE GROUND CONNECTION WITHIN THE METER SOCKET.
12. METER SOCKETS MUST BE ON DEC'S APPROVED METER SOCKET LIST FOR ALL INSTALLATIONS.

DATE: 12-21-2023

REVISION:

SCALE: N.T.S.

FIGURE:

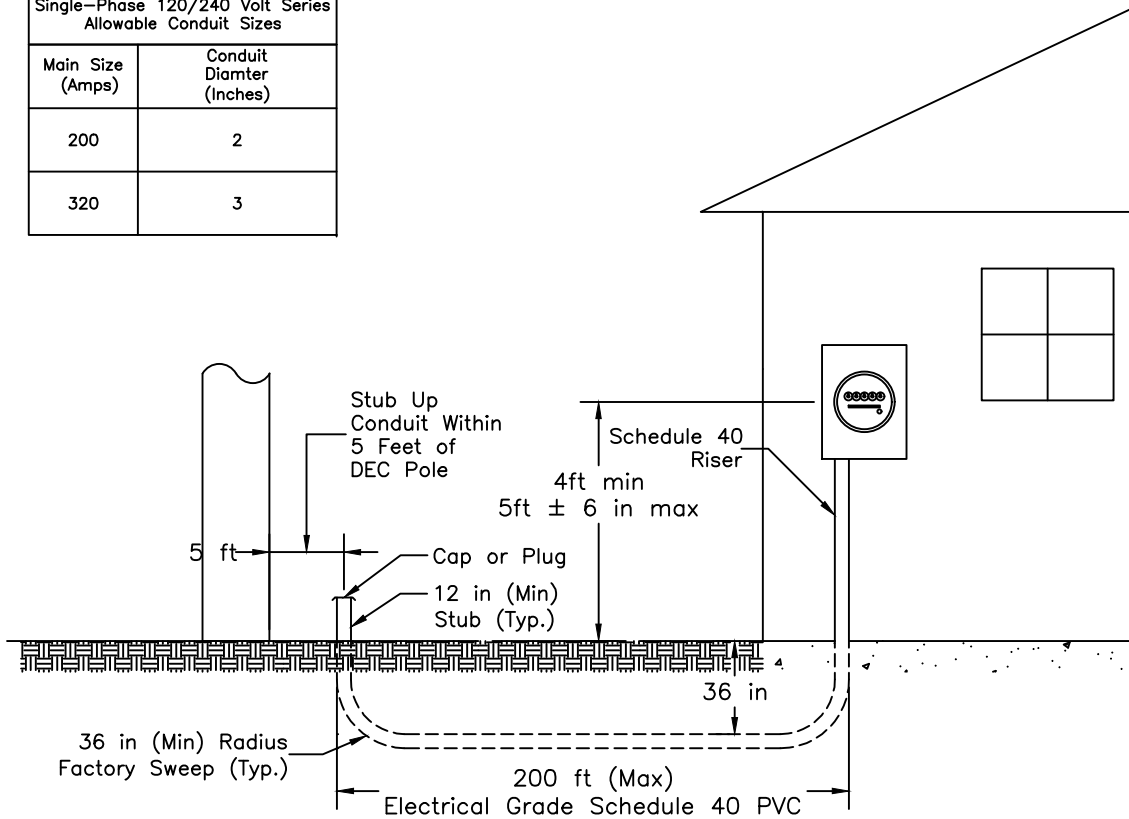
1



TITLE

MEMBER INSTALLED
RESIDENTIAL SERVICE CONDUIT
FROM AN UNDERGROUND SOURCE

Single-Phase 120/240 Volt Series Allowable Conduit Sizes	
Main Size (Amps)	Conduit Diameter (Inches)
200	2
320	3



NOTES:

1. THE MEMBER BEARS FULL RESPONSIBILITY FOR REPAIRING OR REPLACING DAMAGED OR IMPROPERLY INSTALLED CONDUIT PRIOR TO DEC INSTALLING THE CABLES IN THE CONDUIT.
2. SCHEDULE 40 ELECTRICAL GRADE PVC CONDUIT WITH 36 INCH, 90 DEGREE OR 45 DEGREE, SWEEPS MUST BE USED.
3. THERE MUST BE NO LESS THAN 12 INCHES OF EARTH SEPARATION BETWEEN THE ELECTRICAL CONDUIT AND OTHER UTILITIES IN A JOINT TRENCH.
4. THE SITE MUST BE WITHIN 6 INCHES OF FINAL GRADE OR GRADING STAKES MUST BE USED TO DETERMINE THE TRENCH DEPTH.
5. A 200 POUND PULL-STRING MUST BE INSTALLED IN ALL CONDUITS USING A MANDREL TO ASSURE THE CLEANLINESS OF THE CONDUIT.
6. THE END OF ALL CONDUITS MUST BE CAPPED OR PLUGGED TO KEEP THEM CLEAN.
7. THE MAXIMUM NUMBER OF SWEEPS, INCLUDING THE METER RISER SWEEP, SHALL BE THREE.
8. THE METER RISER SHALL BE SCHEDULE 40 PVC AND MUST INCLUDE AN EXPANSION JOINT.
9. THE MEMBER ACCEPTS LIABILITY FOR DAMAGE RESULTING FROM EXCAVATION ACTIVITIES AND HOLDS DEC HARMLESS FOR ANY DAMAGE RESULTING FROM THESE ACTIVITIES.
10. ADEQUATE GROUNDING OF FACILITIES MUST BE PROVIDED IN ACCORDANCE WITH THE N.E.C. AND N.E.S.C.
11. DEC REQUIRES A VISIBLE GROUND CONNECTION WITHIN THE METER SOCKET.
12. METER SOCKETS MUST BE ON DEC'S APPROVED METER SOCKET LIST FOR ALL INSTALLATIONS.

DATE: 12-21-2023

REVISION:

SCALE: N.T.S.

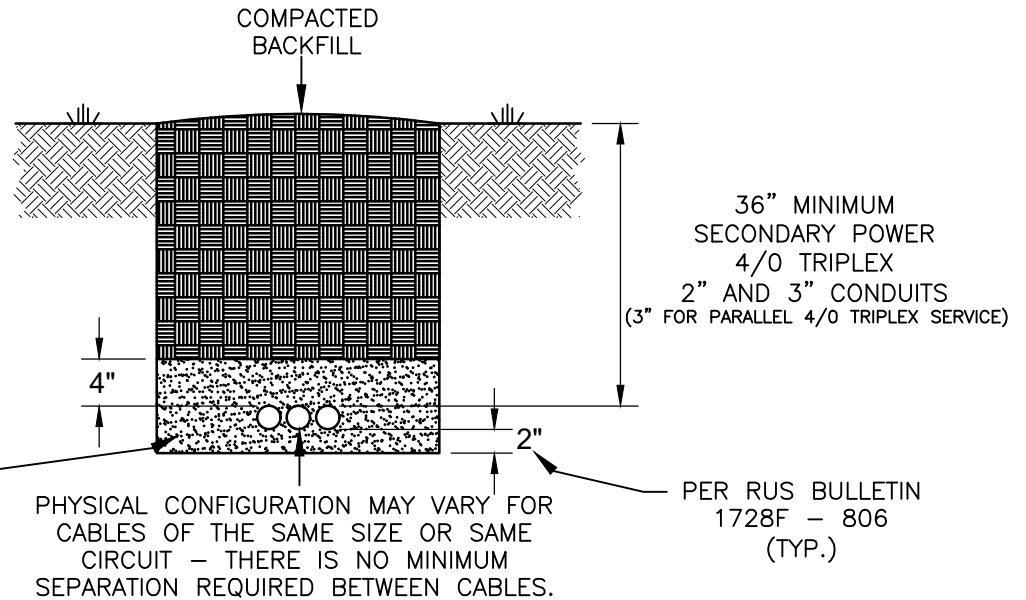
FIGURE:

2



TITLE

MEMBER INSTALLED
RESIDENTIAL SERVICE CONDUIT
FROM AN OVERHEAD SOURCE



DEPTHS SPECIFIED ABOVE ARE TO FINISHED GRADE.

MINIMUM SEPARATION (FEET) - HORIZONTAL

DEC FACILITY	OTHER UTILITIES					MULTIPLE CIRCUITS			
	WATER/SEWER/STORM	TELEPHONE	FIBER OPTIC	CABLE TV	GAS	SECONDARY/SERVICE CABLE	STREET LIGHT CABLE	PRIMARY 1/0 CABLE	PRIMARY 750 or 1000 CABLE
SECONDARY/SERVICE CABLE	1	0 / 1	1 / Note(7)	0 / 1	1 / Note(2)	0	0	0 / 3	5

NOTES:

- ALL VERTICAL SEPARATIONS SHALL BE A MINIMUM OF 1 FT.
- ELECTRIC METERS SHALL HAVE 3 FT. SEPARATION FROM GAS METERS.
- 5 FT. SEPARATION FROM COMPRESSED OR LIQUEFIED NATURAL GAS DISPENSER ENCLOSURES.
- 20 FT. SEPARATION FROM LIQUEFIED PETROLEUM GAS DISPENSER ENCLOSURES.
- 5 FT. VERTICAL AND HORIZONTAL SEPARATION FROM GAS MAIN PIPELINES.
- REFERENCES: 2023 NESC SECTION 32-320 (B), 32-352, SECTION 35-353, SECTION 35-354, NEC TABLE 514.3(B)(2).
- VALUE IN UPPER HALF REFERS TO INSTALLATIONS OF BOTH CABLES AT THE SAME TIME. VALUE IN BOTTOM HALF REFERS TO WHEN ONE CABLE ALREADY EXISTS IN THE GROUND AND THE OTHER IS BEING INSTALLED.
- VALUES ABOVE ARE MINIMUMS, GREATER SEPARATIONS ARE ENCOURAGED TO PERMIT ACCESS TO AND MAINTENANCE OF EITHER FACILITY TO LIMIT THE CHANCES OF DAMAGE.
- WHEN INSTALLED IN CONJUNCTION WITH A GROUNDED ELECTRIC SUPPLY SYSTEM NO MINIMUM HORIZONTAL SEPARATION IS REQUIRED.

DATE: 12-21-23

REVISION:

SCALE: N.T.S.

FIGURE:

3



TITLE

SEPARATION & DEPTH
ELECTRIC POWER FACILITIES